

## PRODUCT INFO

### FRAME-PACK TOPTUBE

Waterproof Toptube Framebag



| height cm/in. | width cm/in. | depth cm/in. | vol. L/cu.in. | weight g/oz. | max. load kg/lbs. |
|---------------|--------------|--------------|---------------|--------------|-------------------|
| 13/5.1        | 50/19.7      | 6/2.4        | 4/244         | 200/7.1      | 3/6.6             |

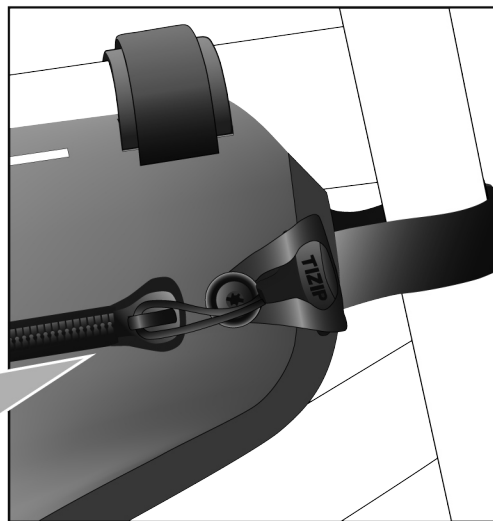
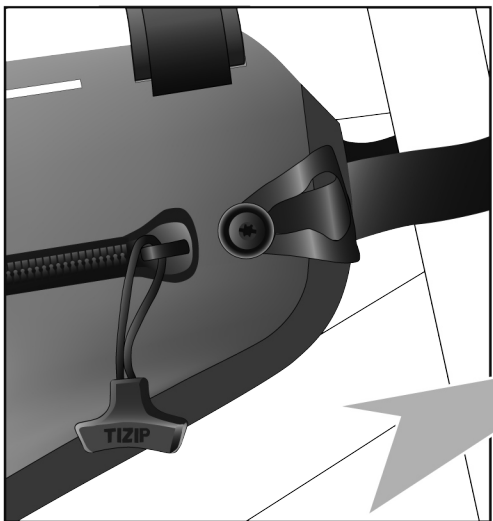
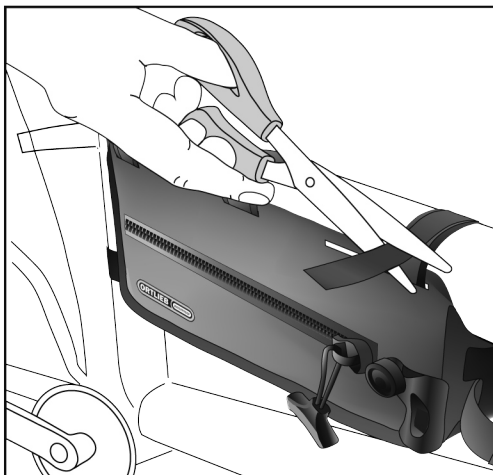
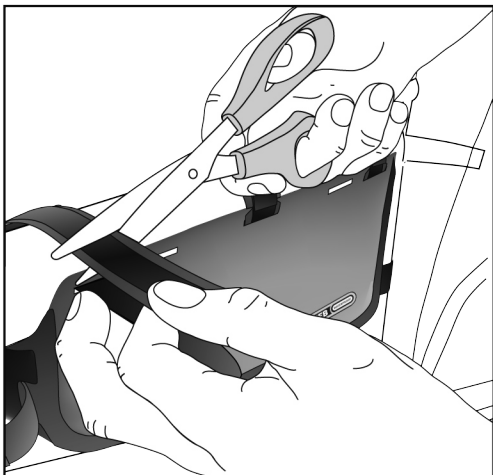
### SPECIFICATIONS:

- + Waterproof toptube framepack with TIZIP zipper (updated version)
- + Ideal pack for bikepacking, alp crossing and trekking tours
- + Light weight, sturdy PULaminated rip stop nylon fabric
- + Suitable for heavy gear such as tools, tent poles, food etc.
- + Allows fixing of drinking bottle and transport of gear on frame
- + Ideal for full suspension bikes with limited space due to the vertical absorber
- + 3 strong individually positionable hook and loop fasteners for mounting to top frame tube
- + Hook and loop fasteners suitable for tube diameter from 30 mm to 70 mm; protruding hook and loop fasteners can be easily shortened
- + 2 individually positionable hook and loop fasteners for saddle and/or down tube
- + Can be mounted to carbon frames
- + Even weight distribution on bicycle
- + Waterproof TIZIP zipper (updated version) on the right side

**Contents:** Frame-Pack with hook and loop fasteners

**Note:** In order to meet standard IP67 (6=dustproof, 7=protected against penetration of water coming during temporary immersion; depth 1 m/39 in./lower edge of product; duration 30 minutes) the zipper must be completely closed.



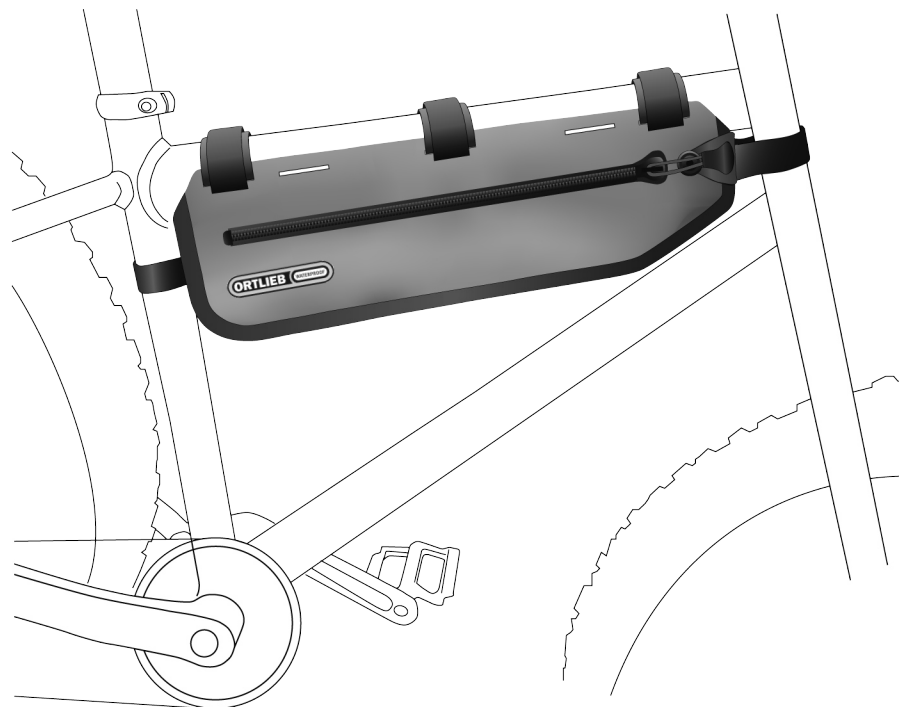


## FRAME-PACK TOPTUBE

**ORTLIEB** WATERPROOF

- DE MONTAGEANLEITUNG
- GB ASSEMBLY INSTRUCTIONS
- FR INSTRUCTIONS DE MONTAGE
- IT ISTRUZIONI DI MONTAGGIO
- NL MONTAGE HANDLEIDING
- DK MONTERINGSVEJLEDNING

- ES INSTRUCCIONES DE MONTAJE
- SE MONTERINGSANVISNING
- NO MONTERINGSANVISNING
- FI ASENNUSOHJEET
- PL INSTRUKCJA MONTAZU
- JP 装着方法



**A**  
2 x



**B**  
3 x



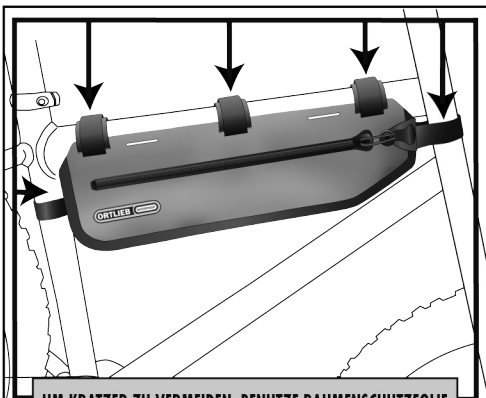
WEITERE INFORMATIONEN:  
MORE INFORMATION:

<https://www.youtube.com/watch?v=CuMWYUYhSoM>

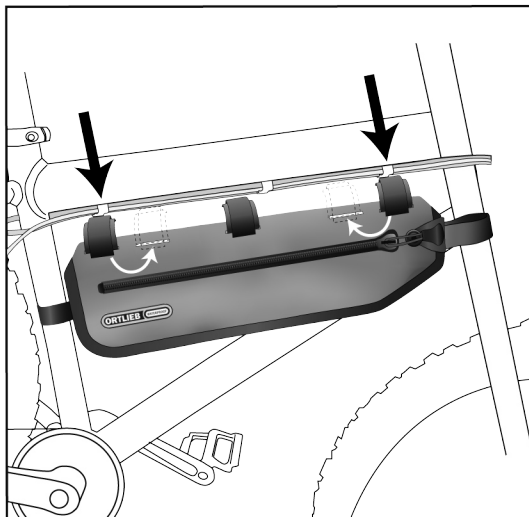
[www.ortlieb.com](http://www.ortlieb.com)



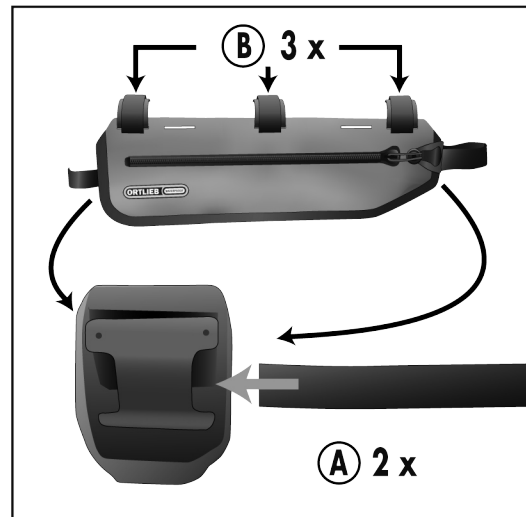
WA139 4521



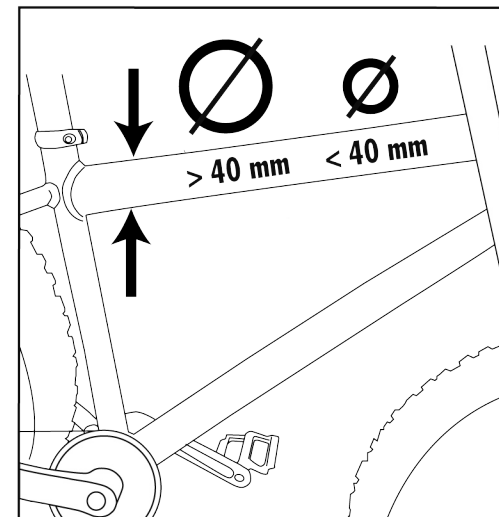
UM KRATZER ZU VERMEIDEN, BENUTZE RAHMENSCHUTZFOLIE  
AN DEN KONTAKTSTELLEN (nicht beinhaltet)  
TO AVOID SCRATCHES, USE ADHESIVE FRAME PROTECTION  
AT CONTACT POINTS (not included)



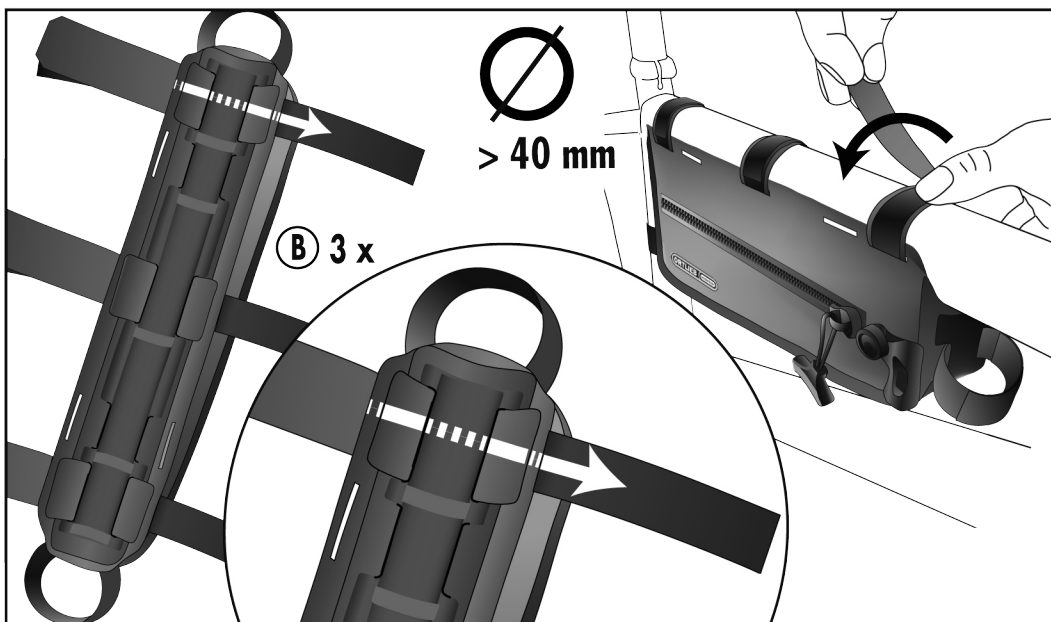
1.2



1.3



1.3 (> 40 mm)



1.3 (< 40 mm)

