

## PRODUCT INFO



### BACK-ROLLER PLUS

Rear pannier bag with roll closure and QL2.1 system



Additional fastening with strap, buckle and D-ring

Rolling closure

Buckles for closing the rolling closure at the top or for attaching the shoulder strap


Twolateral 3M Scotchlite reflectors

Shoulder strap with padding, serves as compression strap

Release handle for mounting and releasing the QL2.1 system

Automatically locking QL2.1 hooks with 16 mm diameter

Exchangeable hook inserts in sizes 8, 10 and 12 mm



Slidable and rotatable hook (15° steps) with anti-scratch function

Hook rail made of two-component synthetic with anti-scratch function

Edge protector with slots for mounting the Carrying System Bike Pannier

Height cm/in	Width cm/ in	Depth cm/ in	Volume Litre	Weight grams	max. capacity kg
42/16.5	23/32 9/12.6	17/6.7	20	840	9

### SPECIFICATIONS:

- + Classical single rear pannier with roll closure
- + Abrasion resistant Cordura fabric
- + QL2.1 system for racks up to 16 mm
- + 18 mm & 20 mm hook available as separate accessory (e.g. for e-bikes)
- + Including reduction pieces for tube diameters 8, 10 and 12 mm; with anti-scratch function reducing abrasions on rack
- + Top QL hooks and lower sliding hook adjustable without requiring any tools
- + Lower hook rail made of two-component „hard-soft“ synthetic reduces abrasions on carrier
- + Including integrated inner pocket and shoulder strap
- + Can be used individually (e.g. for shopping, sports, picnic)
- + Can be combined on the rack with ORTLIEBRack-Packsize 24 L or 31 L
- + Highly reflective Scotchlite reflector
- + Easy to clean inside

**Contents:** Pannier with shoulder straps and reduction inserts for 8, 10 and 12 mm (two per size)

**Optional accessories:** Packing Cubes/Commuter Insert for Panniers, Carrying System Bike Pannier, Anti-Theft-Device (E125), Outer Pocket 2,1 L, Mesh-Pocket, Bottle-Cage, QL2.1 hook 18mm (E211) & 20mm (E193)

**Attention:** Maximum load per pannier is 9kg / 20 lbs. We recommend weighing each loaded pannier to confirm that the maximum allowance of the pannier fixation is not exceeded. This practice is advised for both rear and front panniers. CAUTION: The maximum weight capacity of every carrier model is different. Please observe the maximum weight allowance of the carrier fitted to your bicycle. Note: Sometimes the maximum capacity of the panniers fixing system can exceed the maximum capacity of the carrier. DO NOT exceed the maximum capacity of the carrier! Note, that the use of panniers will significantly influence the handling properties of your bicycle.

**Attention:** As abrasion cannot be ruled out, we recommend that all points where the mounting system contacts the bicycle rack or frame be protected by scratch protection film.

**Note:** In order to meet standard IP64 (6=dustproof 4=protected against splash water coming from all directions) the lid must be rolled 3-4 times.

# QL2.1-SYSTEM

DE MONTAGEANLEITUNG:  
GB ASSEMBLY INSTRUCTIONS:  
FR INSTRUCTIONS DE MONTAGE:

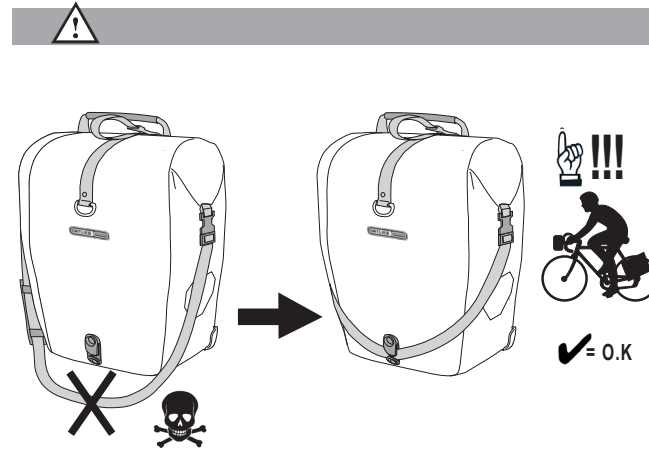
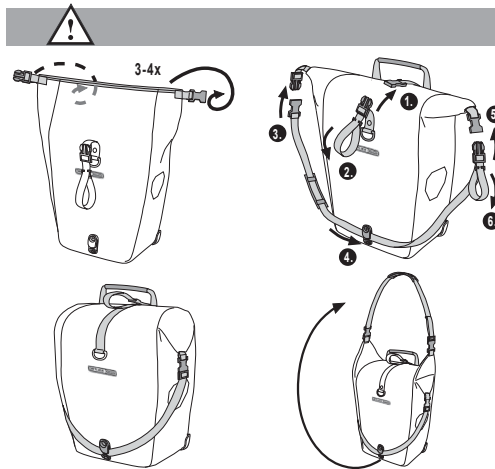
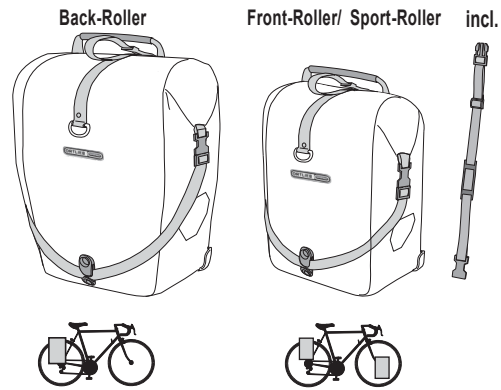
IT ISTRUZIONI DI MONTAGGIO:  
NL MONTAGE HANDLEIDING:  
DK MONTERINGSVEJLEDNING:

ES INSTRUCCIONES DE MONTAJE:  
SE MONTERINGS ANVISNING:  
NO MONTERINGS ANVISNING:

FI ASENNUSOHJEET:  
PL INSTRUKCJA MONTAŻU:  
JP 換気の良い所に保管してください。

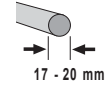
ORTLIEB WATERPROOF

## QL2.1 - MODELS




## ACCESSOIRES

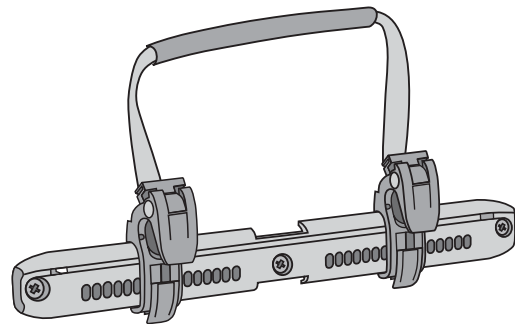
= + Art. #E193



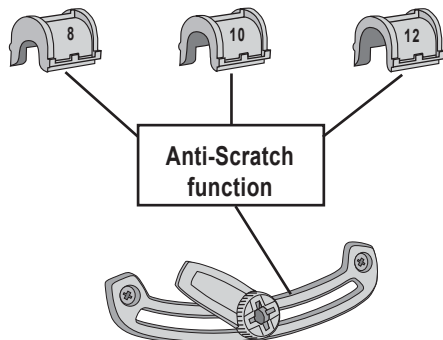
= + Art. #E125 (l)  
= + Art. #E124 (s)



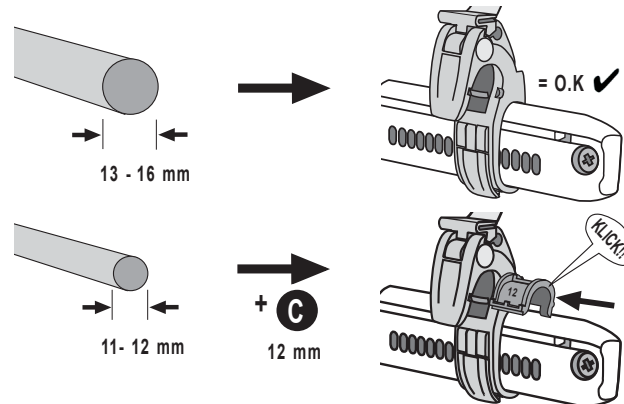
## QL2.1



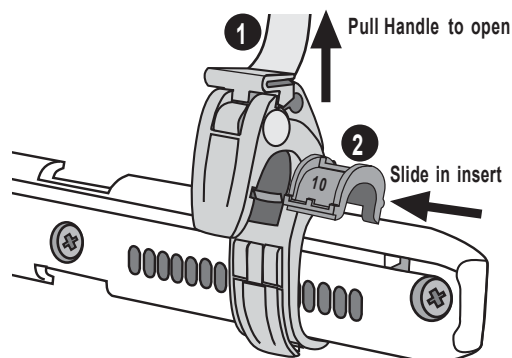
= A 8 mm = B 10 mm = C 12 mm



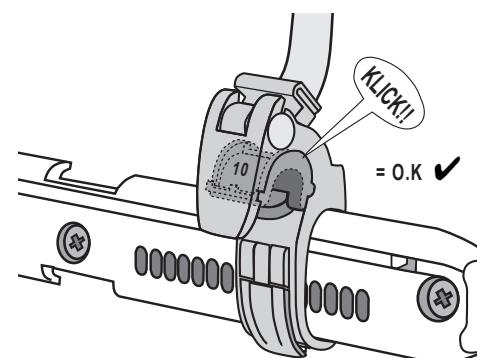
## A



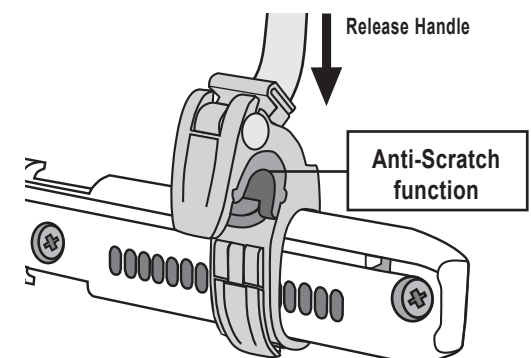
## B



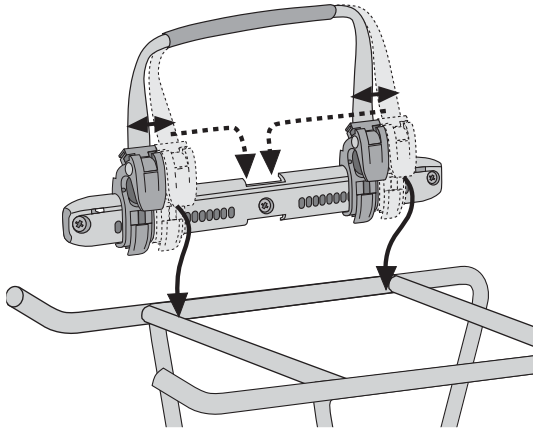
## C



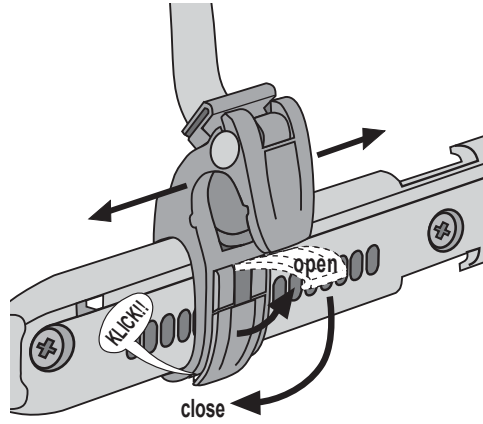
## D



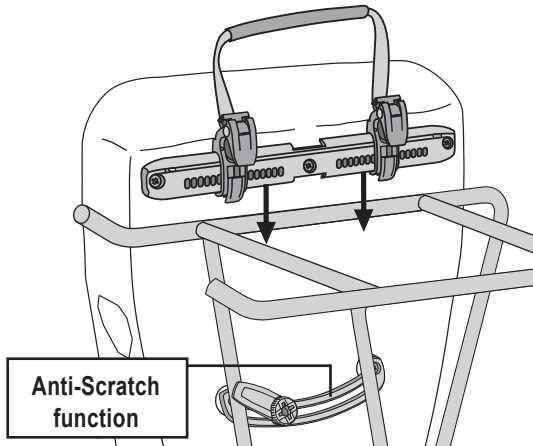
E



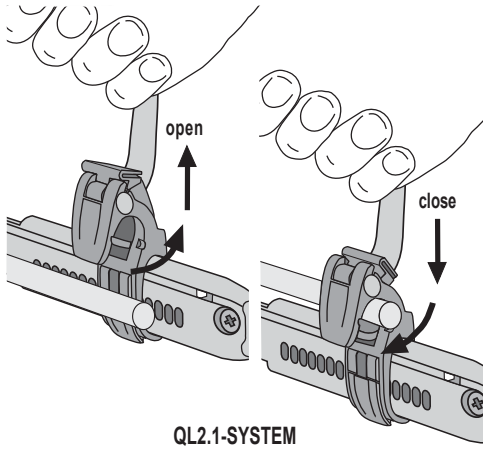
F



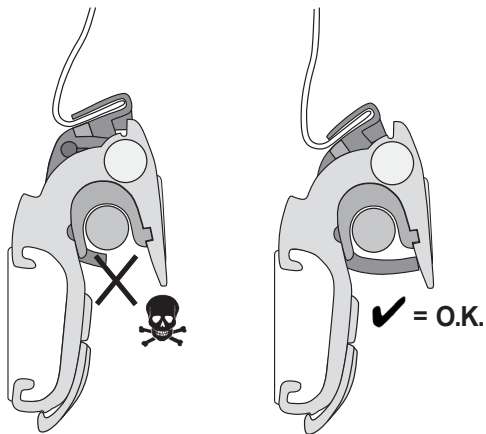
G



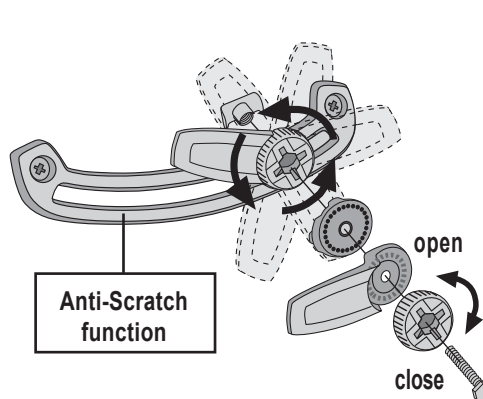
H




I



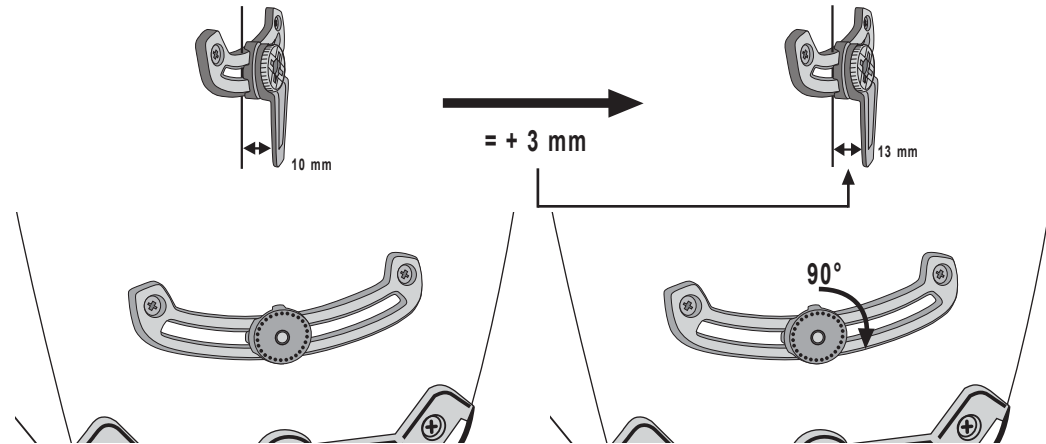
J



K



Option 1



Option 2

