


PRODUCT INFO



GRAVEL- PACK Waterproof panniers (pair)



Height cm/in	Width cm/ in	Depth cm/ in	Volume L/cu.in.	Weight g/oz.	max. capacity kg/lbs.
37/14,6	26/10,2	12/4,7	29/1770 (pair)	1160/40.9 (pair)	2x9/19.8

SPECIFICATIONS:

- + Waterproof pannier with roll closure
- + Ideal pack for bikepacking, alp crossing and trekking tours
- + Light weight, sturdy PU laminated rip stop nylon fabric
- + QL2.1 system for racks up to 16 mm, plus additional mounting hook for secure fixing to rack
- + Including reduction pieces for tube diameters 8, 10 and 12 mm; with anti-scratch function reducing abrasions on rack
- + Top QL hooks and lower sliding hook adjustable without requiring any tools
- + Lower hook rail made of two-component „hard-soft“ synthetic reduces abrasions on carrier
- + Symmetrical shape allows use on right or left side
- + Highly reflective 3M Scotchlite reflectors

Contents: Panniers come as a pair, reduction inserts for 8, 10 and 12 mm (two pairs per size)

Optional accessories: Carrying System Bike Pannier, Anti-Theft-Device (E124), Shoulder Strap (E172), QL2.1 hook 18 mm (E211), QL2.1 hook 20 mm (E193)

Attention: Maximum load per pannier is 9kg / 20 lbs. We recommend weighing each loaded pannier to confirm that the maximum allowance of the pannier fixation is not exceeded. This practice is advised for both rear and front panniers. CAUTION: The maximum weight capacity of every carrier model is different. Please observe the maximum weight allowance of the carrier fitted to your bicycle. Note: Sometimes the maximum capacity of the panniers fixing system can exceed the maximum capacity of the carrier. DO NOT exceed the maximum capacity of the carrier! Note, that the use of panniers will significantly influence the handling properties of your bicycle.

Cannot be used with a rack pack (25 mm connector).

NOTE: In order to meet standard IP64 (6=dustproof 4=protected against splash water coming from all directions) the lid must be rolled 3-4 times.



GRAVEL-PACK

DE MONTAGEANLEITUNG
GB ASSEMBLY INSTRUCTIONS
FR INSTRUCTIONS DE MONTAGE

IT ISTRUZIONI DI MONTAGGIO
NL MONTAGE HANDLEIDING
DK MONTERINGSVEJLEDNING

ES INSTRUCCIONES DE MONTAJE
SE MONTERINGS ANVISNING
NO MONTERINGS ANVISNING

FI ASENNUSOHJEET
PL INSTRUKCJA MONTAŻU
JP 装着方法

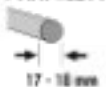
ORTLIEB WATERPROOF

GRAVEL-PACK



ACCESSORIES

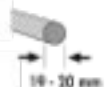
= + Art. #E211



= + Art. #F35



= + Art. #E193

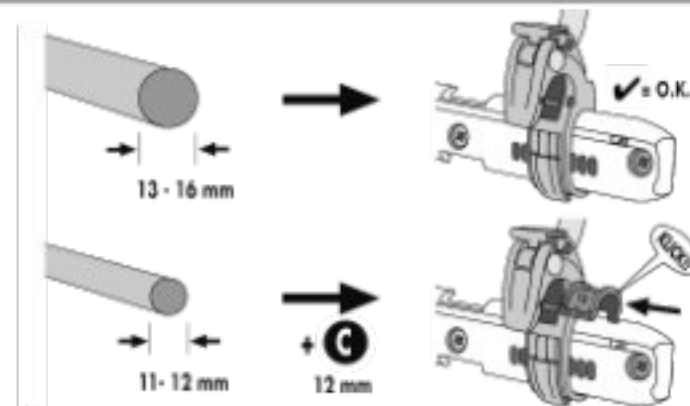
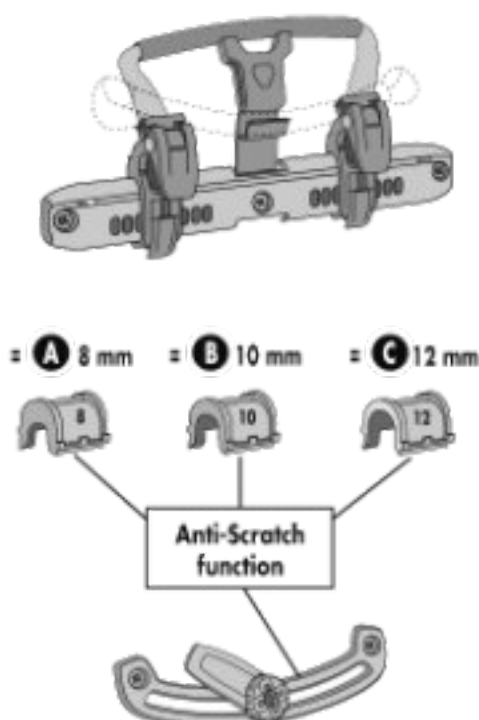


= + Art. #E125 (I)
= + Art. #E124 (S)

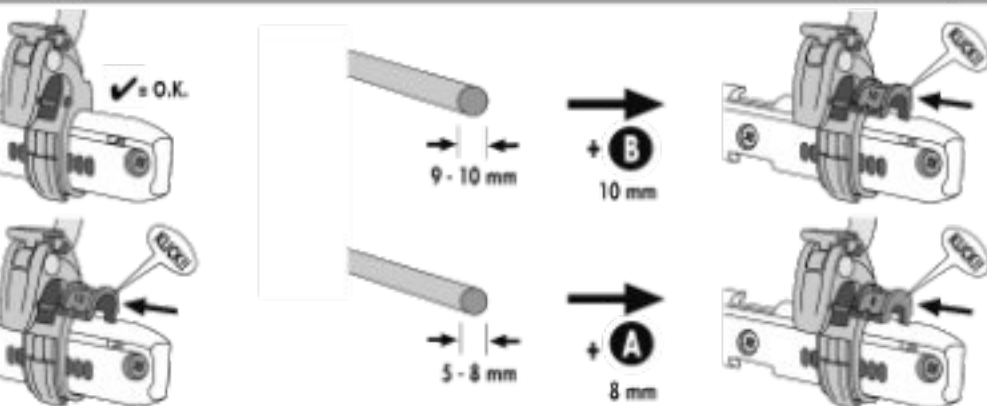


QL2.1

A

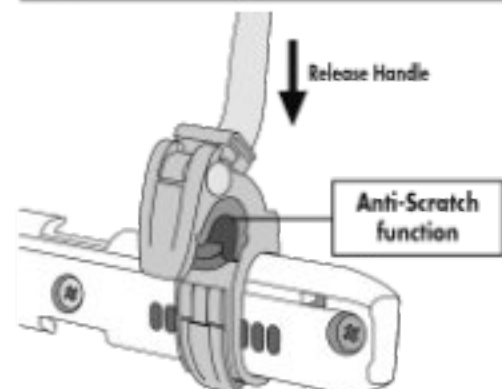
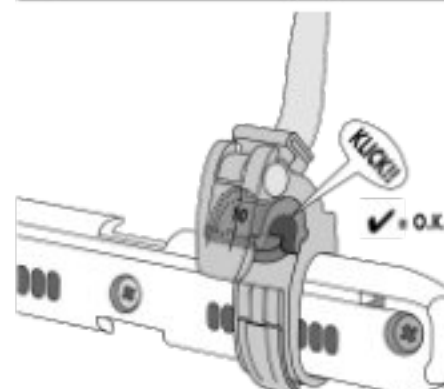
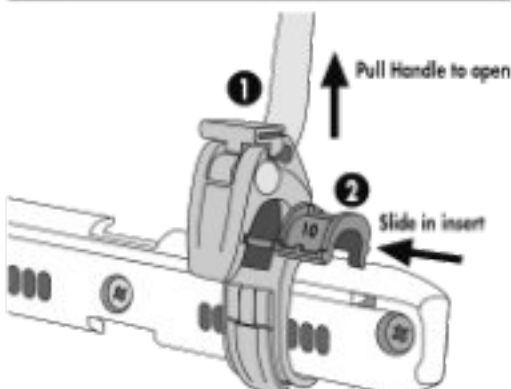


B

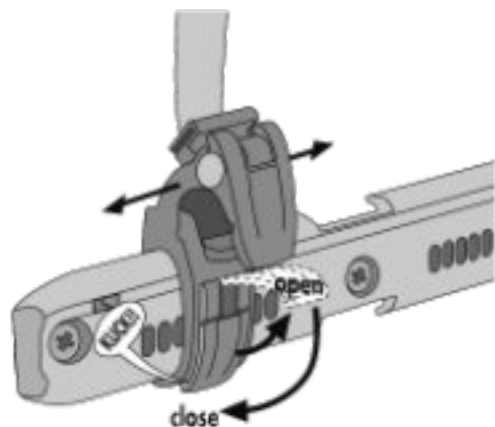


C

D

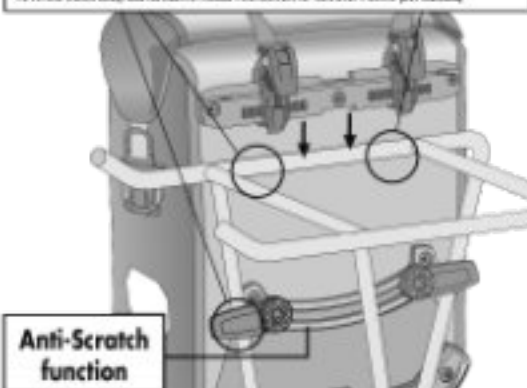


E

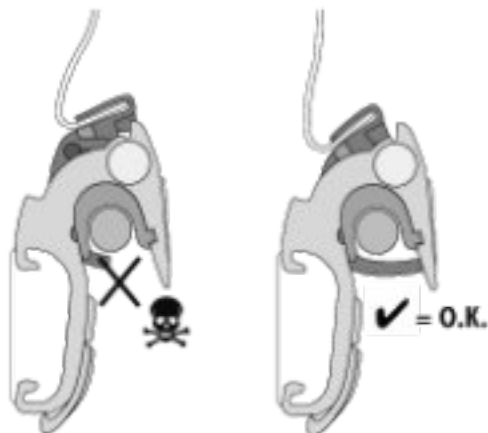


G

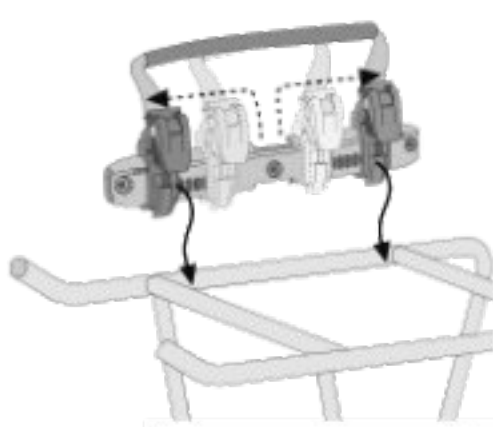
UM KRATZER ZU VERMEIDEN, BENUTZEN RAHMENSCHUTZPLATZ AN DEN KONTAKTPUNKTEN (nicht beliebig)
TO AVOID SCRATCHES, USE ADHESIVE FRAME PROTECTION AT CONTACT POINTS (not libelous)



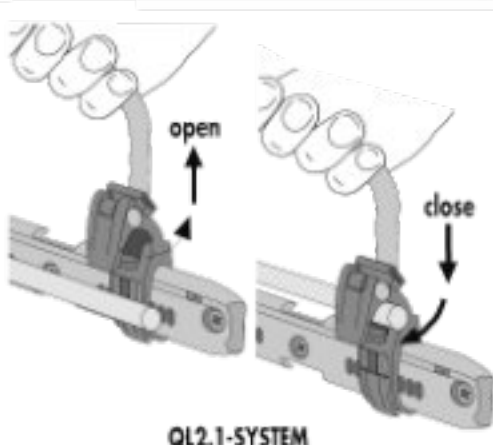
I



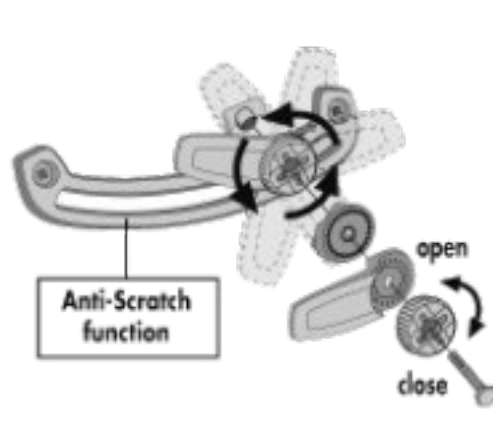
F



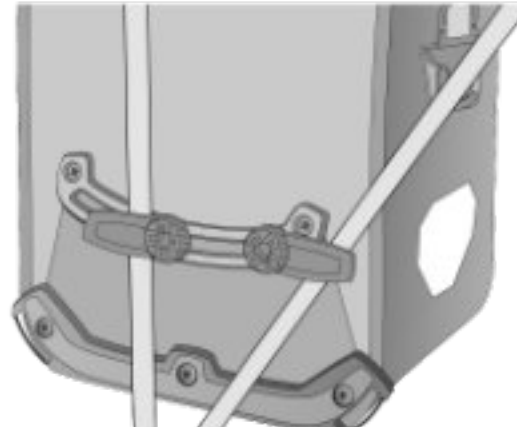
H



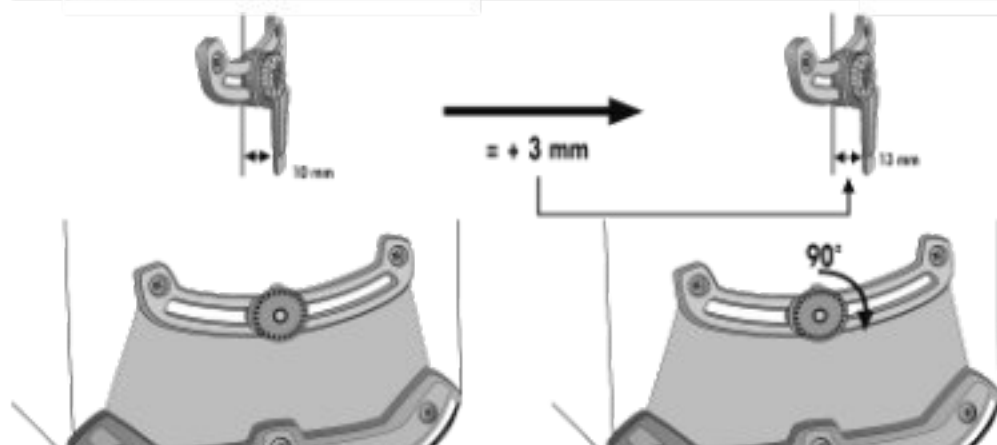
J



K



Option 1



Option 2

