

# PRODUCT INFO

## QL2 LOCK

Lock for securing bike bags



Illustration in closed state



Illustration when open

Locking function with key

Left and right hanging position for E124/E125

Hook compatible up to tube diameter 16mm

Locking hook can only be adjusted when open

Tool-free mounting on QL2, QL2.1 and QL2.2 rail possible



QL1 system

PVC free

QL2.1 system

anti scratch

QL2.2 system



Compatible with E124/E125 as an optional, additional spare part



Also available as pair version with keyed alike locks (E3915)

## SPECIFICATIONS:

- + Bike bag lock for securing a QL2/2.1/2.2 bike bag to the luggage carrier
- + Quick and uncomplicated locking with one key
- + Compatible with all standard luggage carriers up to 16 mm tube diameter
- + Remains permanently open after unlocking so as not to interfere with the normal attachment/detachment function of the QL system
- + Can be easily positioned next to the existing QL system
- + Can be fitted without tools
- + E124/E124 for additional securing of the roll closure or other objects (helmet etc.)
- + Also available as a keyed alike version with two identical keys (F3915)

**Optional accessories:** Anti-Theft Device (No. E125 long, E124 short)



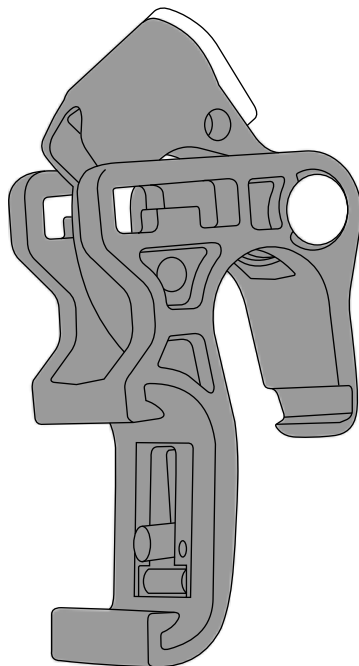
# QL2 LOCK

**ORTLIEB**

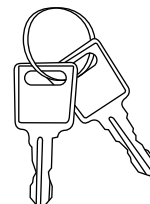
WATERPROOF

DE MONTAGEANLEITUNG  
 GB ASSEMBLY INSTRUCTIONS  
 FR INSTRUCTIONS DE MONTAGE  
 IT ISTRUZIONI DI MONTAGGIO  
 NL MONTAGE HANDLEIDING  
 DK MONTERINGSVEJLEDNING  
 ES INSTRUCCIONES DE MONTAJE  
 SE MONTERINGSANVISNING  
 NO MONTERINGSANVISNING  
 FI ASENNUSOHJEET  
 PL INSTRUKCJA MONTAŻU  
 JP 組立指示書

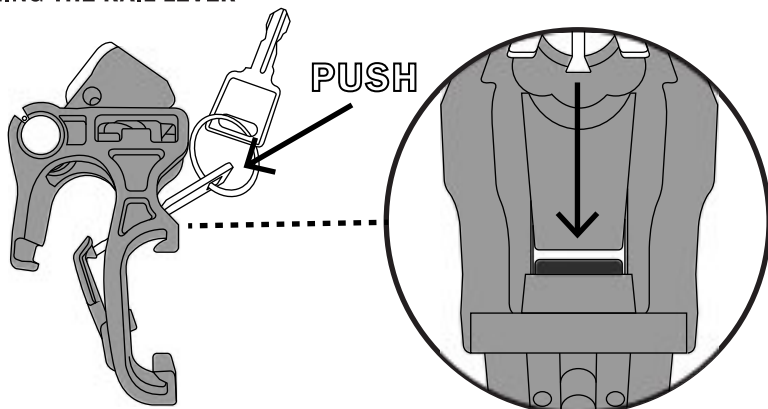
WATCH VIDEO:



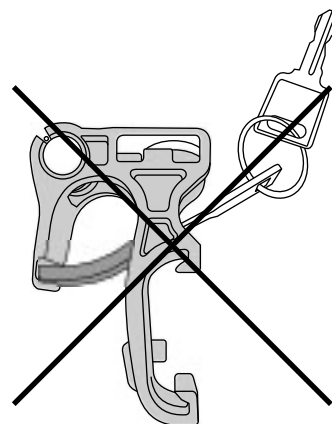
LIEFERUMFANG / SCOPE OF DELIVERY



## OPENING THE RAIL LEVER

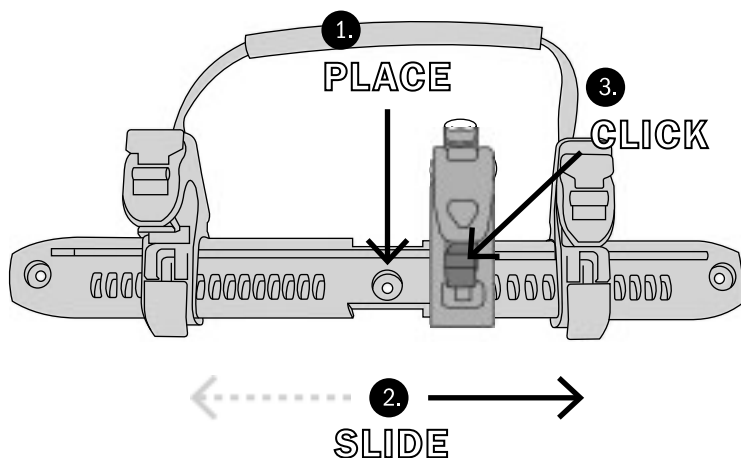


Nutze den Schlüssel zum Öffnen / Use the key to open the rail lever




Nur öffnen, wenn das Schloss geöffnet ist  
Open rail lever only when unlocked

## MOUNTING ON THE QUICK LOCK RAIL

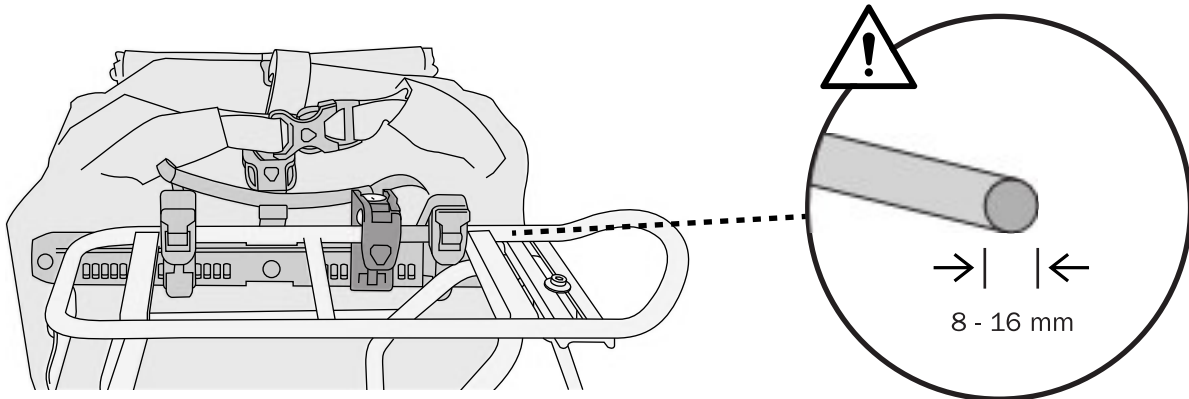


Kompatibel mit QL2 / QL2.1 / QL2.2-System  
Compatible with QL2 / QL2.1 / QL2.2-system

## CLOSING & SECURING THE LOCK

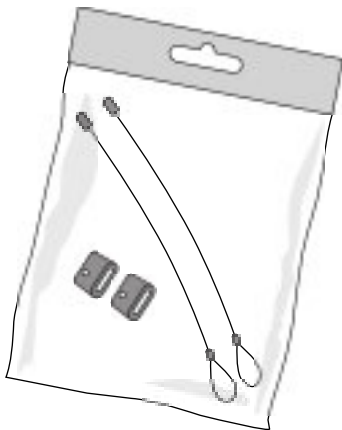
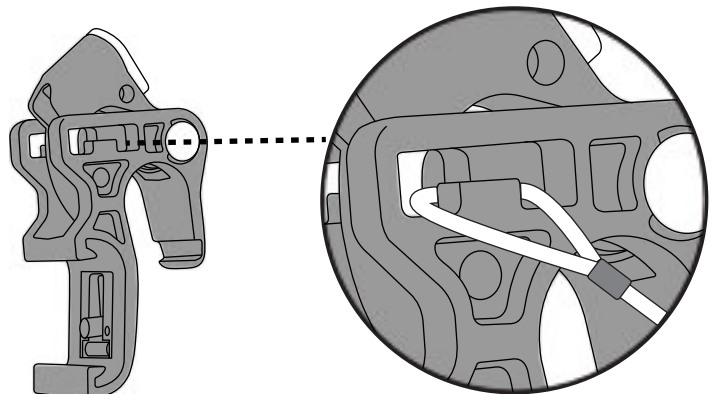


in beide Richtungen abschliessbar  
lockable in both directions

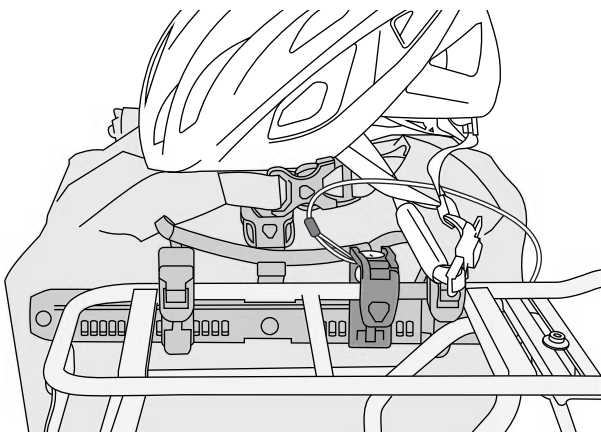
**COMPATIBLE TUBE SIZE**


## QL2 LOCK ACCESSORIES

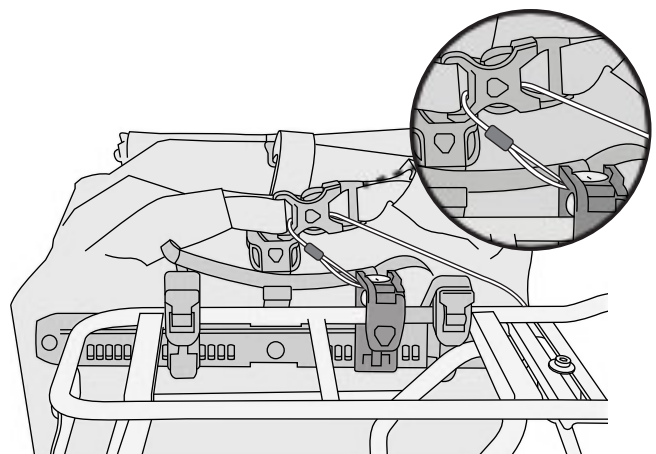
ART-NR. E125 (L)  
ART-NR. E124 (S)


**HOOKING IN**


Anti-Theft-Device auf beiden Seiten einsetzbar / Anti-Theft-Device locable on both sides

**OPTION 1 / SECURE A HELMET OR BAG**


Durch den Helm führen / Go through the helmet

**OPTION 2 / SECURE MAIN COMPARTMENT BUCKLE**


Durch die Steckschnalle führen / Go through the buckle